

Financial Accounting (FA/FFA)

Syllabus and study guide

September 2023 to August 2024

Designed to help with planning study and to provide detailed information on what could be assessed in any examination session



Think Ahead

Contents

1. Intellectual levels.....	3
2. Learning hours and education recognition	3
3. Qualification structure	3
4. Guide to ACCA examination structure and delivery mode	4
5. Guide to ACCA examination assessment	4
6. Relational diagram linking Financial Accounting (FA/FFA) with other exams.....	5
7. Approach to examining the syllabus.....	5
8. Overall aim of the syllabus	5
9. Introduction to the syllabus.....	6
10. Main capabilities	6
11. The syllabus.....	7
12. Detailed study guide.....	8
13. Summary of changes to Financial Accounting (FA/FFA).....	16

1. Intellectual levels

ACCA qualifications are designed to progressively broaden and deepen the knowledge and skills demonstrated by the student at a range of levels on their way through each qualification.

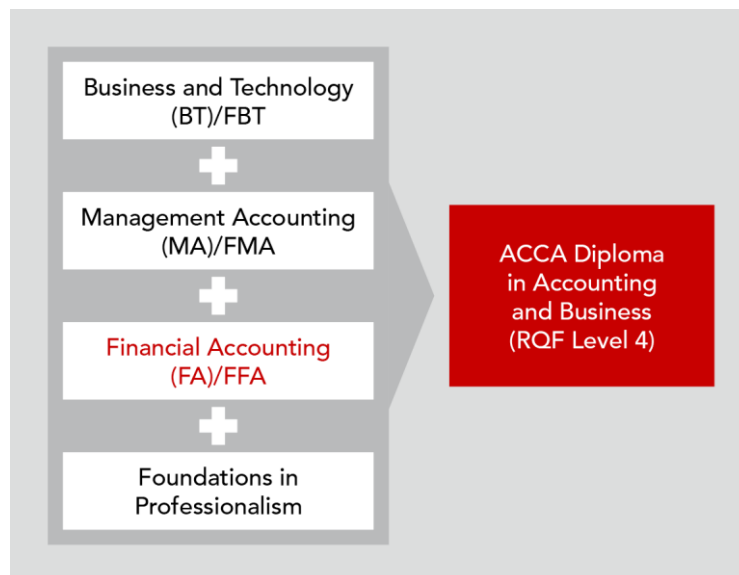
Throughout, the study guides assess both knowledge and skills. Therefore, a clear distinction is drawn, within each subject area, between assessing knowledge and skills and in assessing their application within an accounting or business context. The assessment of knowledge is denoted by a superscript ^K and the assessment of skills is denoted by the superscript ^S.

2. Learning hours and education recognition

As a member of the International Federation of Accountants, ACCA seeks to enhance the education recognition of its qualification on both national and international education frameworks, and with educational authorities and partners globally. In doing so, ACCA aims to ensure that its qualifications are recognised and valued by governments and regulatory authorities and employers across all sectors. To this end, ACCA qualifications are currently recognised on the educational frameworks in several countries. Please refer to your national education framework regulator for further information about recognition.

3. Qualification structure

The qualification structure requires candidates who wish to be awarded the ACCA Diploma in Accounting and Business (RQF Level 4) to pass the Business and Technology (BT)/FBT, Management Accounting (MA)/FMA and the Financial Accounting (FA)/FFA examinations and successfully complete the Foundations in Professionalism (FiP) module.



4. Guide to ACCA examination structure and delivery mode

The Foundations examinations contain 100% compulsory questions to encourage candidates to study across the breadth of each syllabus.

All Foundations examinations are assessed by two-hour computer-based examinations.

The pass mark for all FIA examinations is 50%.

5. Guide to ACCA examination assessment

ACCA reserves the right to examine anything contained within any study guide within any examination session. This includes knowledge, techniques, principles, theories, and concepts as specified.

For specified financial accounting, audit and tax examinations, except where indicated otherwise, ACCA will publish examinable documents once a year to indicate exactly what regulations and legislation could potentially be assessed within identified examination sessions.

For this examination, regulation issued or legislation passed on or before 31 August annually, will be assessed from 1 September of the following year to 31 August of the year after. Please refer to the examinable documents for the exam (where relevant) for further information.

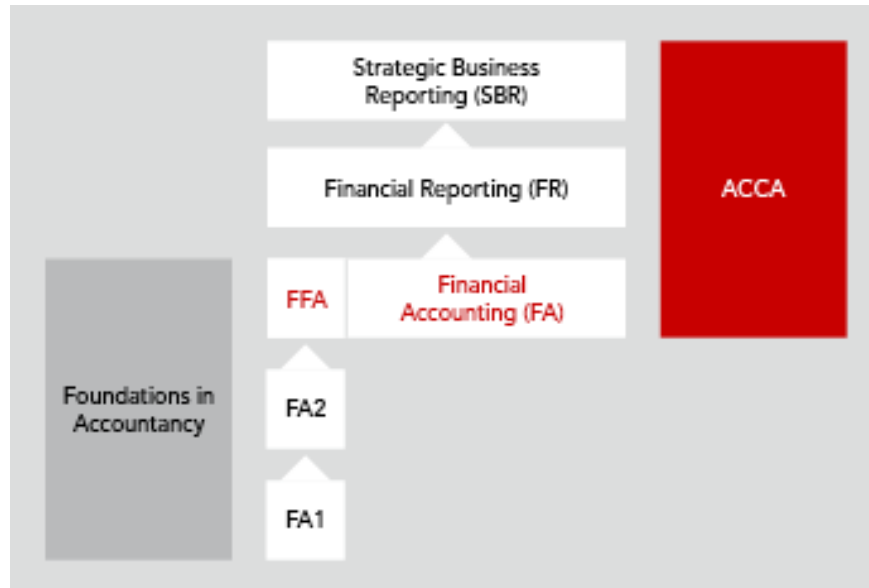
Regulation issued or legislation passed in accordance with the above dates may be examinable even if the effective date is in the future. The terms 'issued' or 'passed' relate to when regulation or legislation has been formally approved.

The term 'effective' relates to when regulation or legislation must be applied to entity transactions and business practices.

The study guide offers more detailed guidance on the depth and level at which the examinable documents will be examined. The study guide should therefore be read in conjunction with the examinable documents list.

6. Relational diagram linking Financial Accounting (FA/FFA) with other exams

The Foundations in Accountancy suite of qualifications is designed so that a student can progress through three discrete levels; RQF Level 2, 3, and 4. Students are recommended to enter Foundations in Accountancy at the level which is most appropriate to their needs and to take examinations in order, but this is not a mandatory requirement.



7. Approach to examining the syllabus

The syllabus is assessed by a two-hour computer-based examination. Questions will assess all parts of the syllabus and will test knowledge and some comprehension or application of this knowledge. The examination will consist of two sections. Section A will contain 35 two-mark objective test questions. Section B will contain 2 fifteen-mark multi-task questions. These will test consolidations and accounts preparation. The consolidation question could include a small amount of interpretation and the accounts preparation question could be set in the context of a sole trader or a limited company.

8. Overall aim of the syllabus

To develop knowledge and understanding of the underlying principles and concepts relating to financial accounting and technical proficiency in the use of double-entry accounting techniques including the preparation of basic financial statements.

9. Introduction to the syllabus

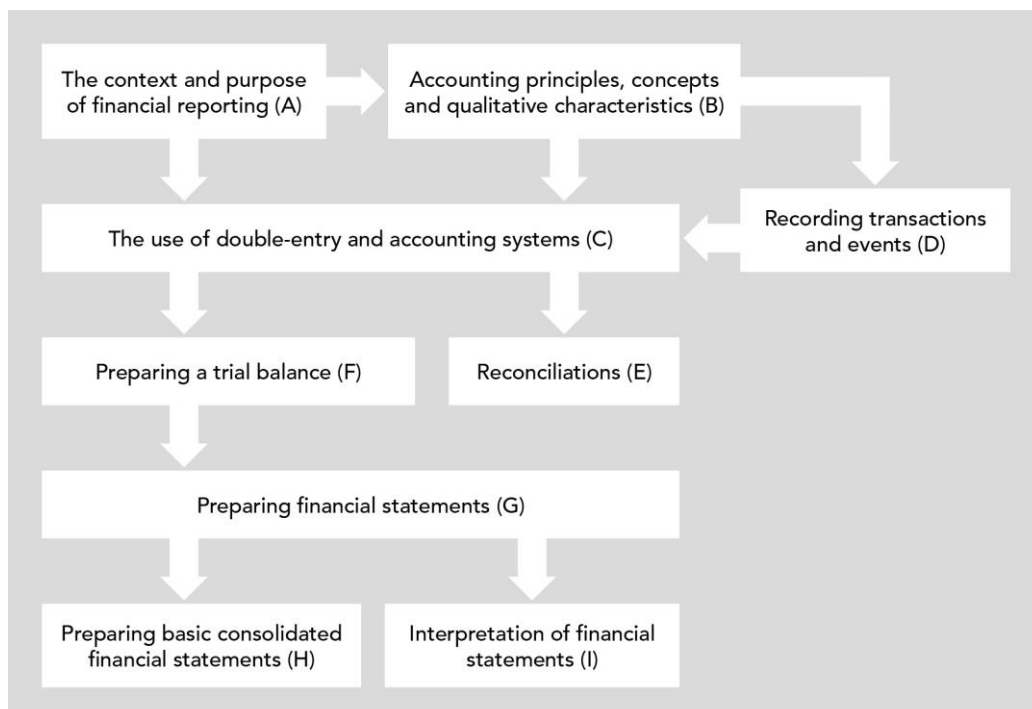
The syllabus for Financial Accounting (FA)/FFA introduces the candidate to the fundamentals of the regulatory framework relating to accounts preparation and to the qualitative characteristics of useful financial information. The syllabus then covers the principles of accounts preparation, including an in-depth look at recording, processing, and reporting business transactions and events. The syllabus also covers reconciliations, preparation of a trial balance, error correction and suspense accounts, all of which will lead to the preparation of financial statements for incorporated and unincorporated entities. The syllabus then moves in two directions, firstly requiring the preparation of basic consolidated financial statements from the individual financial statements of entities within a group; and secondly requiring candidates to be able to conduct a basic interpretation of financial statements.

10. Main capabilities

On successful completion of this exam, candidates should be able to:

- A Explain the context and purpose of financial reporting
- B Define the accounting principles, concepts and qualitative characteristics of useful financial information
- C Demonstrate the use of double-entry and accounting systems
- D Record transactions and events
- E Perform reconciliations
- F Prepare a trial balance
- G Prepare financial statements
- H Prepare basic consolidated financial statements
- I Interpret financial statements

Relational diagram of main capabilities:



11. The syllabus

A The context and purpose of financial reporting

1. The scope and purpose of financial statements for external reporting
2. Stakeholders' needs
3. The main elements of financial reports
4. The regulatory framework
5. Duties and responsibilities of those charged with governance

B Accounting principles, concepts and qualitative characteristics

1. Key principles and concepts of accounting
2. Qualitative characteristics of useful financial information

C The use of double-entry and accounting systems

1. Double-entry book-keeping principles including the maintenance of accounting records
2. General ledger accounts and journal entries

D Recording transactions and events

1. Sales and purchases
2. Cash
3. Inventories
4. Tangible non-current assets
5. Depreciation
6. Intangible non-current assets and amortisation

7. Accruals expenses (accruals), prepaid expenses (prepayments), accrued income, and deferred income

8. Receivables and payables

9. Provisions and contingencies

10. Capital structure and finance costs

E Reconciliations

1. Bank reconciliations
2. Trade payables account reconciliations

F Preparing a trial balance

1. Trial balance
2. Correction of errors
3. Suspense accounts

G Preparing financial statements

1. Statement of financial position
2. Statement of profit or loss and other comprehensive income
3. Disclosure notes
4. Events after the reporting period
5. Statement of cash flows (excluding partnerships)
6. Incomplete records

H Preparing basic consolidated financial statements

1. Subsidiaries
2. Associates

I Interpretation of financial statements

1. Importance and purpose of analysis of financial statements
2. Ratios
3. Analysis of financial statements

12. Detailed study guide

A The context and purpose of financial reporting

1. The context and purpose of financial statements for external reporting

- a) Define financial reporting – recording, analysing and summarising financial data.^[K]
- b) Identify and define types of business entity – sole trader, partnership, limited liability company.^[K]
- c) Explain the legal differences between a sole trader, partnership and a limited liability company.^[K]
- d) Identify the advantages and disadvantages of operating as a sole trader, partnership or limited liability company.^[K]
- e) Define the nature, principles and scope of financial reporting.^[K]

2. Stakeholders' needs

- a) Identify the users of financial statements and state and differentiate between their information needs.^[K]

3. The main elements of financial statements

- a) Describe the purpose of each of the financial statements:^[K]
 - i) Statement of financial position
 - ii) Statement of profit or loss and other comprehensive income
 - iii) Statement of changes in equity
 - iv) Statement of cash flows
- b) Identify and define assets, liabilities, equity, income and expenses.^[K]

4. The regulatory framework

- a) Explain the purpose of the regulatory system, including the roles of the:^[K]

- i) IFRS Foundation®
- ii) International Accounting Standards Board (IASB®)
- iii) IFRS® Advisory Council
- iv) IFRS Interpretations Committee
- v) International Sustainability Standards Board (ISSB™)

- b) Explain the role of IFRS Accounting Standards in preparing financial statements.^[K]

5. Duties and responsibilities of those charged with governance

- a) Explain what is meant by governance specifically in the context of the preparation of financial statements.^[K]
- b) Describe the duties and responsibilities of directors in the preparation of the financial statements.^[K]

B Accounting principles, concepts and qualitative characteristics

1. Key principles and concepts of accounting

- a) Define and apply key principles and concepts of accounting:^[K]
 - i) Going concern
 - ii) Accrual basis
 - iii) Materiality and aggregation
 - iv) Offsetting
 - v) Consistency
 - vi) Prudence
 - vii) Duality (dual aspect)
 - viii) Business entity
 - ix) Historical cost and current value
 - x) Substance over form

2. Qualitative characteristics of useful financial information

- a) Define and apply the qualitative characteristics of useful financial information:^[K]
 - i) Relevance
 - ii) Faithful representation
 - iii) Comparability

- iv) Verifiability
- v) Timeliness
- vi) Understandability

C The use of double-entry and accounting systems

1. Double-entry bookkeeping principles including the maintenance of accounting records

- a) Identify and explain the function of the main data sources in an accounting system.^[K]
- b) Summarise the contents and purpose of different types of business documentation, including:^[K]
 - i) Quotation
 - ii) Sales order
 - iii) Purchase order
 - iv) Goods received note
 - v) Goods despatched note
 - vi) Sales invoice
 - vii) Supplier (purchase) invoice
 - viii) Supplier statement
 - ix) Credit note
 - x) Debit note
 - xi) Remittance advice
 - xii) Receipt
- c) Explain and apply the accounting equation.^[S]
- d) Describe the key features of a computerised accounting system, including the use of external servers to store data (the cloud).^[K]
- e) Describe how an accounting system contributes to providing useful accounting information and complies with organisational policies and deadlines.^[K]
- f) Identify the main types of business transactions e.g. sales, purchases, payments, receipts.^[K]

2. General ledger accounts and journal entries

- a) Describe the main types of general ledger accounts, including their nature and function.^[K]
- b) Describe how financial data is initially recorded in the accounting system.^[K]
- c) Explain the use of journal entries and how journal entries are posted into general ledger accounts.^[S]
- d) Identify correct journal entries from given narrative.^[S]
- e) Illustrate how to balance and close the general ledger accounts at the year end.^[S]

D Recording transactions and events

1. Sales and purchases

- a) Record sale and purchase transactions in the general ledger accounts.^[S]
- b) Record sales returns and purchase returns in the general ledger accounts.^[S]
- c) Describe the principles of the operation of a sales tax.^[K]
- d) Calculate sales tax on transactions and record the consequent accounting entries.^[S]
- e) Account for discounts received.^[S]
- f) Account for the following discounts allowed to customers in accordance with IFRS 15 *Revenue from Contracts with Customers*:^[S]
 - (i) trade discounts
 - (ii) settlement discounts.

2. Cash

- a) Record cash transactions in the bank general ledger account.^[S]
- b) Describe the need for a record of petty cash transactions.^[K]

3. Inventories

- a) Describe the need for adjustments to inventories in preparing financial statements.^[K]
- b) Record opening and closing inventories.^[S]
- c) Apply the requirements of IAS 2 *Inventories* for valuing inventories.^[S]
- d) Identify which costs should be included in valuing inventories.^[S]
- e) Explain the use of continuous and period end inventory records.^[K]
- f) Calculate the value of closing inventories using FIFO (first in, first out) and AVCO (average cost) – both periodic weighted average and continuous weighted average.^[S]
- g) Identify the impact of inventory valuation methods on profit and on assets.^[S]

4. Tangible non-current assets

- a) Define non-current assets.^[K]
- b) Compare the difference between current and non-current assets.^[K]
- c) Explain the difference between asset and expense items.^[K]
- d) Classify expenditure as asset expenditure or expenses charged to profit or loss.^[S]
- e) Record the acquisition and disposal of tangible non-current assets in the general ledger accounts in accordance with IAS 16 *Property, Plant and Equipment*.^[S]
- f) Calculate and record gains or losses on disposal of tangible non-current assets in the statement of profit or loss, including part exchange transactions.^[S]

- g) Record the revaluation of a tangible non-current asset in the general ledger accounts and illustrate how it is presented in the statement of profit or loss and other comprehensive income and in the statement of financial position.^[S]
- h) Calculate the gain or loss on disposal of a revalued tangible non-current asset.^[S]
- i) Illustrate how tangible non-current asset balances and movements are disclosed in financial statements.^[S]
- j) Explain the purpose and function of a non-current asset register.^[K]

5. Depreciation

- a) Explain the purpose of depreciation.^[K]
- b) Calculate the charge for depreciation using straight line and diminishing (reducing) balance methods.^[S]
- c) Identify the circumstances where different methods of depreciation would be appropriate.^[K]
- d) Illustrate how the depreciation expense and accumulated depreciation are recorded in the general ledger accounts.^[S]
- e) Calculate and update the general ledger accounts to record the depreciation on a revalued tangible non-current asset, including the transfer of excess depreciation between the revaluation surplus and retained earnings.^[S]
- f) Calculate the adjustments to depreciation necessary if changes are made in the estimated useful life and/or residual value of a tangible non-current asset.^[S]
- g) Record depreciation in the statement of profit or loss and statement of financial position.^[S]

6. Intangible non-current assets and amortisation

- a) Compare the difference between tangible and intangible non-current assets.^[K]
- b) Identify types of intangible assets.^[K]
- c) Identify the definition and treatment of “research” and “development” in accordance with IAS 38 *Intangible Assets*.^[K]
- d) Calculate and account for amounts to be capitalised as development expenditure or to be recognised as an expense from given information.^[S]
- e) Explain the purpose of amortisation.^[K]
- f) Calculate and account for amortisation.^[S]

7. Accrued expenses (accruals), prepaid expenses (prepayments), accrued income, and deferred income

- a) Apply the accrual basis of accounting to accruals, prepayments, accrued income and deferred income.^[S]
- b) Calculate the adjustments needed for accruals, prepayments, accrued income and deferred income when preparing financial statements.^[S]
- c) Illustrate the process of adjusting for accruals, prepayments, accrued income and deferred income when preparing financial statements.^[S]
- d) Prepare the journal entries and update the general ledger accounts for the creation and reversal of accruals, prepayments, accrued income and deferred income.^[S]
- e) Identify the impact of accruals, prepayments, accrued income and deferred income on profit and net assets.^[S]

- f) Report accruals, prepayments, accrued income and deferred income in the financial statements.^[S]

8. Receivables and payables

- a) Identify and explain examples of receivables and payables.^[K]
 - b) Identify the benefits and costs of offering credit facilities to customers.^[K]
 - c) Describe the purpose of an aged receivables analysis.^[K]
 - d) Describe the purpose of customer credit limits.^[K]
 - e) Prepare the journal entries to write off an irrecoverable debt.^[S]
 - f) Record an irrecoverable debt recovered.^[S]
 - g) Demonstrate the impact of irrecoverable debts on the statement of profit or loss and on the statement of financial position.^[S]
 - h) Prepare the journal entries to create and adjust an allowance for receivables.^[S]
 - i) Illustrate how to include movements in the allowance for receivables in the statement of profit or loss and how the closing balance of the allowance should appear in the statement of financial position.^[S]
 - j) Account for contras between trade receivables and trade payables.^[S]
 - k) Prepare, reconcile and explain the purpose of supplier statements.^[S]
- ## 9. Provisions and contingencies
- a) Define “provision”, “contingent liability” and “contingent asset” in accordance with IAS 37 *Provisions, Contingent Liabilities and Contingent Assets*.^[K]

- b) Distinguish between and classify items as provisions, contingent liabilities or contingent assets.^[S]
- c) Illustrate the different methods of accounting for provisions, contingent liabilities and contingent assets.^[K]
- d) Calculate provisions and changes in provisions.^[S]
- e) Account for the movement in provisions.^[S]
- f) Report provisions in the financial statements.^[S]
- j) Calculate and record finance costs in the general ledger accounts and the financial statements.^[S]
- k) Identify the components of the statement of changes in equity.^[K]

10. Capital structure and finance costs

- a) Describe the capital structure of a limited liability company including:^[K]
 - i) Ordinary shares
 - ii) Preference shares (redeemable and irredeemable)
 - iii) Borrowings
- b) Describe the nature of equity, including retained earnings and other components of equity.^[K]
- c) Identify and record the other components of equity which may appear in the statement of financial position.^[S]
- d) Record movements in the share capital and share premium accounts.^[S]
- e) Define a bonus (capitalisation) issue and its advantages and disadvantages.^[K]
- f) Define a rights issue and its advantages and disadvantages.^[K]
- g) Calculate and record a bonus (capitalisation) issue in the statement of financial position.^[S]
- h) Calculate and record a rights issue in the statement of financial position.^[S]
- i) Calculate and record dividends in the general ledger accounts and the financial statements.^[S]

E Reconciliations

1. Bank reconciliations

- a) Explain the purpose of bank reconciliations.^[K]
- b) Identify the main reasons for differences between the bank general ledger account and the bank statement or internet banking records.^[K]
- c) Identify and correct errors and/or omissions in the bank general ledger account.^[S]
- d) Prepare the reconciliation of the bank general ledger account to the bank statement or internet banking records.^[S]
- e) Derive bank statement and bank general ledger account balances from given information.^[S]
- f) Identify the bank balance to be reported in the financial statements.^[S]

2. Trade payables account reconciliations

- a) Explain the purpose of the trade payables general ledger account and how it relates to the double-entry system.^[K]
- b) Explain the purpose of reconciling the trade payables general ledger account to external documents.^[K]
- c) Prepare a reconciliation of the trade payables general ledger account to supplier statements.^[S]
- d) Identify and correct errors which would be highlighted by performing a

reconciliation of the trade payables general ledger account.^[K]

- e) Identify the trade payables balance to be reported in the financial statements.^[S]

F Preparing a trial balance

1. Trial balance

- a) Describe the purpose of a trial balance.^[K]
- b) Extract general ledger balances into a trial balance.^[S]
- c) Prepare extracts of an opening trial balance.^[S]
- d) Explain the limitations of a trial balance.^[K]

2. Correction of errors

- a) Identify the types of error which may occur in accounting systems.^[K]
- b) Identify errors which would be highlighted by the extraction of a trial balance and those which would not.^[K]
- c) Prepare journal entries to correct errors.^[S]
- d) Calculate the impact of errors on the statement of profit or loss and other comprehensive income and the statement of financial position.^[S]

3. Suspense accounts

- a) Explain the purpose of a suspense account.^[K]
- b) Identify errors leading to the creation of a suspense account.^[K]
- c) Record entries in a suspense account.^[S]
- d) Prepare journal entries to clear a suspense account.^[S]

G Preparing financial statements

1. Statement of financial position

- a) Explain how the accounting equation, IFRS Accounting Standards and the business entity concept underlie the statement of financial position.^[K]
- b) Prepare a statement of financial position or extracts as applicable.^[S]

2. Statement of profit or loss and other comprehensive income

- a) Calculate revenue, cost of sales, gross profit, profit from operations, profit before taxation, profit for the year, and total comprehensive income from given information.^[S]
- b) Prepare a statement of profit or loss and other comprehensive income or extracts as applicable.^[S]
- c) Record income tax in the statement of profit or loss, including the under and overprovision of tax in the prior year.^[S]
- d) Identify items requiring separate disclosure on the face of the statement of profit or loss.^[K]
- e) Explain the interrelationship between the statement of financial position and the statement of profit or loss and other comprehensive income.^[K]

3. Disclosure notes

- a) Explain the purpose of notes to the financial statements (disclosure notes).^[K]
- b) Draft the following disclosure notes:^[S]
- i) Non-current assets, including tangible and intangible assets
 - ii) Provisions
 - iii) Events after the reporting period
 - iv) Inventories

4. Events after the reporting period

- a) Define an event after the reporting period in accordance with IAS 10 *Events after the Reporting Period*.^[K]
- b) Classify events as adjusting or non-adjusting.^[S]
- c) Distinguish between how adjusting and non-adjusting events are reported in the financial statements.^[K]

5 Statement of cash flows (excluding partnerships)

- a) Differentiate between profit and cash flow.^[K]
- b) Describe the need for management to control cash flow.^[K]
- c) Explain the benefits and drawbacks to users of the financial statements of a statement of cash flows.^[K]
- d) Classify the effect of transactions on cash flows.^[S]
- e) Calculate the figures needed for the statement of cash flows in accordance with IAS 7 *Statement of Cash Flows*, including:^[S]
 - i) Cash flows from operating activities (direct and indirect methods)
 - ii) Cash flows from investing activities
 - iii) Cash flows from financing activities
- f) Prepare a statement of cash flows or extracts as applicable.^[S]
- g) Identify the treatment of given transactions in a statement of cash flows.^[K]

6. Incomplete records

- a) Apply techniques used in incomplete record situations:^[S]
 - i) Use of accounting equation
 - ii) Use of general ledger accounts to calculate missing figures

- iii) Use of cash and/or bank summaries
- iv) Use of profit percentages to calculate missing figures.

H Preparing basic consolidated financial statements

1. Subsidiaries

- a) Define and describe the following terms in the context of group accounting:^[K]
 - i) Parent
 - ii) Subsidiary
 - iii) Control
 - iv) Consolidated (group) financial statements
 - v) Non-controlling interest
 - vi) Trade (simple) investment
- b) Identify subsidiaries within a group structure.^[K]
- c) Describe the components of and prepare a consolidated statement of financial position or extracts thereof including:^[S]
 - i) Fair value adjustments at acquisition on property, plant and equipment (excluding depreciation adjustments)
 - ii) Fair value of consideration transferred from cash and shares (excluding deferred and contingent consideration)
 - iii) Elimination of intra-group trading balances (excluding cash and goods in transit)
 - iv) Removal of unrealised profit arising on intra-group trading
 - v) Acquisition of subsidiaries part way through the financial year
- d) Calculate goodwill (excluding impairment of goodwill) where non-controlling interest is valued at its fair value at the acquisition date as follows:^[S]

Fair value of consideration	X
Fair value of non-controlling interest	X
Less fair value of net assets at acquisition	(X)
Goodwill at acquisition	<u>X</u>

- e) Describe the components of and prepare a consolidated statement of profit or loss or extracts thereof including:^[S]
 - i) Elimination of intra-group trading balances (excluding cash and goods in transit)
 - ii) Removal of unrealised profit arising on intra-group trading
 - iii) Acquisition of subsidiaries part way through the financial year

2. Associates

- a) Define and identify an associate and significant influence and identify the situations where significant influence exists.^[K]
- b) Describe the key features of a parent-associate relationship and be able to identify an associate within a group structure.^[K]
- c) Describe the principle of the equity method of accounting for associate entities.^[K]

I Interpretation of financial statements

1. Importance and purpose of analysis of financial statements

- a) Describe how the interpretation and analysis of financial statements is used in a business environment.^[K]
- b) Explain the purpose of interpretation of ratios.^[K]

2. Ratios

- a) Calculate key accounting ratios related to:^[S]
 - i) Profitability
 - ii) Liquidity
 - iii) Efficiency
 - iv) Position

- b) Explain the interrelationships between ratios.^[K]

3. Analysis of financial statements

- a) Calculate and interpret the relationship between the elements of the financial statements with regard to profitability, liquidity, efficient use of resources and financial position.^[S]
- b) Draw valid conclusions from the information contained within the financial statements and present these to the appropriate user of the financial statements.^[S]

13. Summary of changes to Financial Accounting (FA/FFA)

ACCA periodically reviews its qualification syllabuses so that they fully meet the needs of stakeholders including employers, students, regulatory and advisory bodies and learning providers. Due to the significant changes made to the 2023/24 study guide from the 2022/23 study guide, the following detailed mapping guide has been prepared.

Detailed mapping for FA/FFA from September 2022/23 to September 2023/24

Key

	The 2022/23 learning outcome has not been remapped for 2023/24, although changes may have been made to the wording
	The learning outcome is new for 2023/24
	The 2022/23 learning outcome has been remapped for 2023/24 and changes may or may not have been made to the wording
	The 2022/23 learning outcome has been removed from the 2023/24 syllabus

2022/23 Learning Outcome	2023/24 Learning Outcome	Summary of changes
A	A	No changes
A1	A1	Changed 'scope' to 'context'
A1(a)	A1(a)	No changes
A1(b)	A1(b)	No changes
A1(c)	A1(c)	Changed 'Recognise' to 'Explain'
A1(d)	A1(d)	Moved 'limited liability company' to the end
A1(e)	A1(e)	Changed 'Understand' to 'Define'
A2	A2	Deleted 'Users and stakeholders'
A2(a)	A2(a)	No changes
A3	A3	Changed 'reports' to 'statements'
A3(a)	A3(a)	Changed 'Understand and identify' to 'Describe'; listed the financial statements
A3(b)	A3(b)	Changed 'Define and identify' to 'Identify and define'; changed 'revenue' to 'income'
A4	A4	No changes
A4(a)	A4(a)	Changed 'Understand the role' to 'Explain the purpose'; listed out the bodies into sub learning outcomes; added 'International Sustainability Standards Board (ISSB®)'
A4(b)	A4(b)	Changed 'Understand' to 'Explain'; added 'in preparing financial statements'
A5	A5	No changes
A5(a)	A5(a)	No changes
A5(b)	A5(b)	Deleted 'and other parties covering'
B	B	Changed 'The qualitative characteristics of financial information' to 'Accounting principles, concepts and qualitative characteristics'

B1	B2	Remapped - split B1 into two separate learning outcomes (B1 and B2 for 2023/24) with S22 B1 mapping to S23 B2; deleted 'The'
B1(a)	B2(a)	Remapped - changed 'Define, understand and apply qualitative characteristics' to 'Define and apply the qualitative characteristics of useful financial information'
B1(b)	B1(a)	Remapped - changed 'Define, understand and apply accounting concepts' to 'Define and apply key principles and concepts of accounting'; re-ordered existing sub learning outcomes; changed 'Materiality' to 'Materiality and aggregation'; changed 'Business entity concept' to 'Business entity'; changed 'Accruals' to 'Accrual basis'; added 'Offsetting'; remapped 'Duality (dual aspect)' from S22 C1(c); added 'Historical cost and current value'
NEW FOR 2023/24	B1	New for 2023/24
C	C	No changes
C1	C1	No changes
C1(a)	C1(a)	No changes
C1(b)	C1(b)	Changed 'Outline' to 'Summarise'; listed the examples into separate sub learning outcomes; changed 'invoice to 'Sales invoice' and 'Supplier (purchase) invoice'; changed 'statement' to 'supplier statement'
C1(c)	B1(a)(vii)	Remapped - now included as a sub learning outcome in B1(a) in S23
C1(d)	C1(c)	Remapped – changed 'Understand' to 'Explain'
NEW FOR 2023/24	C1(d)	New for 2023/24
C1(e)	C1(e)	Changed 'Understand' to 'Describe'; changed 'the' to 'an'
C1(f)	C1(f)	No changes
C2	C2	Changed 'Ledger accounts, books of prime entry and journals' to 'General ledger accounts and journal entries'
C2(a)	REMOVED	Removed
NEW FOR 2023/24	C2(a)	New for 2023/24
NEW FOR 2023/24	C2(b)	New for 2023/24
C2(b)	C2(c)	Remapped - changed 'Understand and illustrate the uses of journals and the posting of journal entries into ledger accounts' to 'Explain the use of journal entries and how journal entries are posted into general ledger accounts'
C2(c)	C2(d)	Remapped - no changes to wording
C2(d)	C2(e)	Remapped - changed 'a ledger account' to 'the general ledger accounts at the year end'
D	D	No changes
D1	D1	No changes
D1(a)	D1(a)	Added 'the general'
D1(b)	D1(b)	Deleted 'Understand and'; added ' in the general ledger accounts'
D1(c)	D1(c)	Changed 'Understand the general principles' to 'Describe the principles'

D1(d)	D1(d)	No changes
D1(e)	D1(f)	Remapped - added 'to customers in accordance with IFRS 15 Revenue from Contracts with Customers: (i) trade discounts (ii) settlement discounts'
D1(f)	D1(e)	Remapped - no changes to wording
D2	D2	No changes
D2(a)	D2(a)	Changed 'ledger accounts' to 'the bank general ledger account'
D2(b)	D2(b)	Changed 'Understand' to 'Describe'
D3	D3	Changed 'Inventory' to 'Inventories'
D3(a)	D3(a)	Changed 'Recognise' to 'Describe'; changed 'inventory' to 'inventories'
D3(b)	D3(b)	Changed 'Inventory' to 'Inventories'
D3(c)	D3(c)	Changed 'Identify the alternative methods of' to 'Apply the requirements of IAS 2 Inventories for'
D3(d)	D3(c)	Remapped - combined as part of D3(c) for 2023/24
D3(e)	D3(d)	Remapped - changed 'Recognise' to 'Identify'
D3(f)	D3(e)	Remapped - changed 'Understand' to 'Explain'
D3(g)	D3(f)	Remapped - changed 'inventory' to 'inventories'
D3(h)	REMOVED	Removed
D3(i)	D3(g)	Remapped - no changes to wording
D4	D4	No changes
D4(a)	D4(a)	No changes
D4(b)	D4(b)	Changed 'Recognise' to 'Compare'
D4(c)	D4(c)	No changes
D4(d)	D4(d)	No changes
D4(e)	D4(e)	Changed 'Prepare ledger entries to record the acquisition and disposal of non-current assets' to 'Record the acquisition and disposal of tangible non-current assets in the general ledger accounts in accordance with IAS 16 Property, Plant and Equipment'
D4(f)	D4(f)	Changed 'profits' to 'gains'; added 'tangible'
D4(g)	D4(g)	Added 'tangible'; added 'the general'; added 'and illustrate how it is presented in'
D4(h)	D4(h)	Changed 'profit' to 'gain'; added 'tangible non-current'
D4(i)	D4(i)	Added 'tangible'
D4(j)	D4(j)	Changed 'an asset' to 'a non-current asset'
D5	D5	No changes
D5(a)	D5(a)	Deleted 'Understand and'
D5(b)	D5(b)	Changed 'reducing' to 'diminishing (reducing)'
D5(c)	D5(c)	No changes
D5(d)	D5(d)	Added 'the'; added 'the general'
D5(e)	D5(e)	Added 'and update the general ledger accounts to record the'; added 'tangible';
D5(f)	D5(f)	Added 'tangible'
D5(g)	D5(g)	No changes
D6	D6	No changes
D6(a)	D6(a)	Changed 'Recognise' to 'Compare'

D6(b)	D6(b)	No changes
D6(c)	D6(c)	Changed "'research costs" and "development costs" in accordance with IFRS® Standards' to "'research" and "development" in accordance with IAS 38 Intangible Assets'
D6(d)	D6(d)	Added 'and account for'; changed 'expensed' to 'recognised as an expense'
D6(e)	D6(e)	No changes
D6(f)	D6(f)	Added 'the charge for'
D7	D7	Changed 'Accruals and prepayments' to 'Accrued expenses (accruals), prepaid expenses (prepayments), accrued income, and deferred income'
D7(a)	D7(a)	Changed 'Understand how the matching concept applies to accruals and prepayments' to 'Apply the accrual basis of accounting to accruals, prepayments, accrued income and deferred income'
D7(b)	D7(b)	Deleted 'Identify and'; added 'accrued income and deferred income'
D7(c)	D7(c)	Added 'accrued income and deferred income'
D7(d)	D7(d)	Changed 'ledger entries' to 'update the general ledger accounts'; added 'and reversal'; changed 'an accrual or prepayment' to 'accruals, prepayments, accrued income and deferred income'
D7(e)	D7(e)	Deleted 'Understand and'; added 'of accruals, prepayments, accrued income and deferred income; deleted 'of accruals and prepayments'
NEW FOR 2023/24	D7(f)	New for 2023/24
D8	D8	No changes
D8(a)	D8(a)	Changed 'Explain and identify' to 'Identify and explain'
D8(b)	D8(b)	No changes
D8(c)	D8(c)	Changed 'Understand' to 'Describe'
D8(d)	D8(d)	Changed 'Understand' to 'Describe; added 'customer'
D8(e)	D8(e)	Changed 'bookkeeping' to 'journal'
D8(f)	D8(f)	No changes
D8(g)	D8(g)	Changed 'Identify' to 'Demonstrate'
D8(h)	D8(h)	Changed 'bookkeeping' to 'journal'
D8(i)	D8(i)	No changes
D8(j)	D8(j)	Added 'trade'
D8(k)	D8(k)	Changed 'understand' to 'explain'
D8(l)	REMOVED	Removed
D9	D9	No changes
D9(a)	D9(a)	Changed 'Understand the definition of' to 'Define'; added 'in accordance with IAS 37 Provisions, Contingent Liabilities and Contingent Assets'
D9(b)	D9(b)	No changes
D9(c)	D9(c)	Deleted 'Identify and'
D9(d)	D9(d)	No changes
D9(e)	D9(e)	No changes
D9(f)	D9(f)	Changed 'final accounts' to 'financial statements'

D10	D10	No changes
D10(a)	D10(a)	Changed 'Understand' to 'Describe'; Changed 'Loan notes' to 'Borrowings'
D10(b)	D10(d)	Remapped - no changes to wording
D10(c)	D10(c)	Changed 'other reserves' to 'other components of equity'; deleted 'company'
D10(d)	D10(e)	Remapped - no changes to wording
D10(e)	D10(f)	Remapped - no changes to wording
D10(f)	D10(g)	Remapped - changed 'Record and show the effects of' to 'Calculate and record'
D10(g)	D10(h)	Remapped - changed 'Record and show the effects of' to 'Calculate and record'
D10(h)	D10(i)	Remapped - added 'Calculate and'; added 'the general'
D10(i)	D10(j)	Remapped - added 'the general'
D10(j)	D10(k)	Remapped - no changes to wording
E	F	Remapped - no changes to wording
E1	F1	Remapped - no changes to wording
E1(a)	F1(a)	Remapped - changed 'Identify' to 'Describe'
E1(b)	F1(b)	Remapped - added 'general'
E1(c)	F1(c)	Remapped - no changes to wording
E1(d)	F1(d)	Remapped - changed 'Identify and understand' to 'Explain'
E2	F2	Remapped - no changes to wording
E2(a)	F2(a)	Remapped - changed 'bookkeeping' to 'accounting'
E2(b)	F2(b)	Remapped - added 'and those which would not'
E2(c)	F2(c)	Remapped - no changes to wording
E2(d)	F2(d)	Remapped - deleted 'and understand'
E3	REMOVED	Removed
E3(a)	REMOVED	Removed
E3(b)	REMOVED	Removed
E3(c)	REMOVED	Removed
E3(d)	REMOVED	Removed
E3(e)	REMOVED	Removed
E3(f)	REMOVED	Removed
E4	E1	Remapped - no changes to wording
E4(a)	E1(a)	Remapped - changed 'Understand' to 'Explain'
E4(b)	E1(b)	Remapped - changed 'cash book' to 'bank general ledger account'; added 'or internet banking records'
E4(c)	E1(c)	Remapped - changed 'Correct cash book errors and/or omissions' to 'Identify and correct errors and/or omissions in the bank general ledger account'
E4(d)	E1(d)	Remapped - changed 'Prepare bank reconciliation statements' to 'Prepare the reconciliation of the bank general ledger account to the bank statement or internet banking records'
E4(e)	E1(e)	Remapped - changed 'cash book' to 'bank general ledger account'

E4(f)	E1(f)	Remapped - changed 'final accounts' to 'financial statements'
NEW FOR 2023/24	E2	New for 2023/24
NEW FOR 2023/24	E2(a)	New for 2023/24
NEW FOR 2023/24	E2(b)	New for 2023/24
NEW FOR 2023/24	E2(c)	New for 2023/24
NEW FOR 2023/24	E2(d)	New for 2023/24
NEW FOR 2023/24	E2(e)	New for 2023/24
E5	F3	Remapped - no changes to wording
E5(a)	F3(a)	Remapped - changed 'Understand' to 'Explain'
E5(b)	F3(b)	Remapped - no changes to wording
E5(c)	F3(c)	Remapped - no changes to wording
E5(d)	F3(d)	Remapped - changed 'Make' to 'Prepare'
F	G	Remapped - deleted 'basic'
F1	G1	Remapped - changed 'Statements' to 'Statement'
F1(a)	G1(a)	Remapped - changed 'Recognise' to 'Explain'; changed 'accounting treatments (as stipulated within sections D, E and examinable documents)' to 'IFRS Accounting Standards'; added 'the'
F1(b)	D10(b)	Remapped - combined S22 F1(b) and S22 F1(e) into S23 D10(b); changed 'Understand the nature of reserves' to 'Describe the nature of equity, including retained earnings and other components of equity'
F1(c)	REMOVED	Removed
F1(d)	G1(b)	Remapped - deleted 'from given information using accounting treatments as stipulated within sections De, E and examinable documents'
F1(e)	D10(b)	Remapped - incorporated into S23 D10(b)
F2	G2	Remapped - changed 'Statements' to 'Statement'
F2(a)	G2(b)	Remapped - deleted 'from given information using accounting treatments as stipulated within sections De, E and examinable documents'
F2(b)	REMOVED	Removed
F2(c)	G2(a)	Remapped - added 'profit from operations'; added 'profit before taxation'
F2(d)	REMOVED	Removed
F2(e)	G2(c)	Remapped - deleted 'of a company'
F2(f)	G2(e)	Remapped - changed 'Understand' to 'Explain'
F2(g)	G2(d)	Remapped - no changes to wording
F3	G3	Remapped - no changes to wording
F3(a)	G3(a)	Remapped - changed 'disclosure notes' to 'notes to the financial statements (disclosure notes)'
F3(b)	G3(b)	Remapped - changed 'inventory' to 'inventories'
F4	G4	Remapped - no changes to wording
F4(a)	G4(a)	Remapped - changed 'IFRS Standards' to 'IAS 10 Events after the Reporting Period'
F4(b)	G4(b)	Remapped - no changes to wording
F4(c)	G4(c)	Remapped - no changes to wording

F5	G5	Remapped - no changes to wording
F5(a)	G5(a)	Remapped - no changes to wording
F5(b)	G5(b)	Remapped - changed 'Understand' to 'Describe'
F5(c)	G5(c)	Remapped - changed 'Recognise' to 'Explain'
F5(d)	G5(d)	Remapped - no changes to wording
F5(e)	G5(e)	Remapped - added 'in accordance with IAS 7 Statement of Cash flows'; added '(direct and indirect methods)'
F5(f)	G5(e)(i)	Remapped - incorporated into S23 G5(e)(i)
F5(g)	G5(f)	Remapped - changed 'statements' to 'a statement'
F5(h)	G5(g)	Remapped - deleted 'company's'
F6	G6	Remapped - no changes to wording
F6(a)	G6(a)	Remapped - deleted 'Understand and'; added 'general'
G	H	Remapped - changed 'simple' to 'basic'
G1	H1	Remapped - no changes to wording
G1(a)	H1(a)	Remapped - changed 'or group' to '(group)'; changed '/' simple' to '(simple)'
G1(b)	H1(b)	Remapped - no changes to wording
G1(c)	H1(c)	Remapped - changed 'land and buildings' to 'property, plant and equipment'
G1(d)	H1(d)	Remapped - changed 'using the full goodwill method only' to 'where non-controlling interest is valued at its fair value at the acquisition date'
G1(e)	H1(e)	Remapped - no changes to wording
G2	H2	Remapped - no changes to wording
G2(a)	H2(a)	Remapped - no changes to wording
G2(b)	H2(b)	Remapped - no changes to wording
G2(c)	H2(c)	Remapped - no changes to wording
H	I	Remapped - no changes to wording
H1	I1	Remapped - no changes to wording
H1(a)	I1(a)	Remapped - no changes to wording
H1(b)	I1(b)	Remapped - no changes to wording
H2	I2	Remapped - no changes to wording
H2(a)	I2(a)	Remapped - added 'related to'
H2(b)	I2(b)	Remapped - no changes to wording
H3	I3	Remapped - no changes to wording
H3(a)	I3(a)	Remapped - no changes to wording
H3(b)	I3(b)	Remapped - no changes to wording